



**CRYSTAL**  
ALUMINIUM PRODUCTS (P)LTD.  
1st FLOOR, MANIYATTUKUDI ASFA BUILDING, MAVOOR ROAD, KOZHIKODE-673004











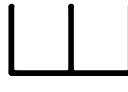

# 10000 SERIES





**CRYSTAL**  
ALUMINIUM PRODUCTS (P)LTD.  
1st FLOOR, MANIYATTUKUDI ASFA BUILDING, MAVOOR ROAD, KOZHIKODE-673004








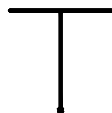
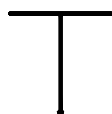



SL.No.	SECTION.No.	PROFILE	WT.RANGE KG/12'	REMARKS	
01	11011	 19.05x1.9	0.350-0.380	P1	H
02	11012	 19.05x2.95	0.550-0.580	P1	H
03	11024	 25.4x3	0.700-0.750	P1	H
04	11041	 38x3	1.100-1.200	P1	H
05	11045	 38x5	1.850-1.950	P1	H
06	11199	 21.6x16x0.70	0.350-0.400	P2	L
07	11200	 21.6x16x0.80	0.400-0.450	P1	M
08	11300	 22.3x12.7x0.66	0.360-0.420	P2	M
09	11301	 22.3x12.7x0.70	0.400-0.450	P1	M
10	11310	 28.2x16.7x1.00	0.700-0.900	P2	M



**CRYSTAL**  
ALUMINIUM PRODUCTS (P)LTD.  
1st FLOOR, MANIYATTUKUDI ASFA BUILDING, MAVOOR ROAD, KOZHIKODE-673004













SL.No.	SECTION.No.	PROFILE	WT.RANGE KG/12'	REMARKS	
11	11350	 29.7x11x0.70	0.420-0.470	P2	L
12	11399	 24.7x12.4x0.72	0.350-0.400	P2	M
13	11400	 24.7x12.4x0.83	0.400-0.450	P1	M
14	11450	 22x14x0.62	0.350-0.400	P2	L
15	11451	 22x14x0.71	0.400-0.450	P1	M
16	11500	 9.52x9.52x0.96	0.250-0.300	P2	L
17	11555	 25X11.4X0.7	0.300-0.400	P2	L
18	11600	 23.5x23.5x0.61	0.280-0.330	P2	XL
19	11601	 23.5x23.5x0.70	0.330-0.400	P2	L
20	11651	 19.05x19.05x1.53	0.550-0.600	P1	M

**CRYSTAL**

ALUMINIUM PRODUCTS (P)LTD.

1st FLOOR, MANIYATTUKUDI ASFA BUILDING, MAVOOR ROAD, KOZHIKODE-673004




SL.No.	SECTION.No.	PROFILE	WT.RANGE KG/12'	REMARKS	
21	11701	 24x24x0.77	0.300-0.400	P2	L
22	11711	 25x25x1.5	0.700-0.800	P1	M
23	11717	 25.4x25.4x1.9	0.900-0.950	P1	M
24	11735	 32x32x2.5	1.500-1.700	P1	H
25	11738	 38.1x38.1x1.57	1.100-1.200	P1	H
26	11748	 32x32x4.60	2.450-2.650	P1	H
27	11751	 44x44x4.60	3.450-3.650	P1	H
28	11771	 19.5x10x2.00	0.500-0.600	P1	H
29	11781	 22.5x13x3	0.950-1.000	P1	H
30	11785	 38.1x25.4x1.82	1.100-1.200	P1	H



**CRYSTAL**  
ALUMINIUM PRODUCTS (P)LTD.  
1st FLOOR, MANIYATTUKUDI ASFA BUILDING, MAVOOR ROAD, KOZHIKODE-673004













# 20000 SERIES





**CRYSTAL**  
ALUMINIUM PRODUCTS (P)LTD.  
1st FLOOR, MANIYATTUKUDI ASFA BUILDING, MAVOOR ROAD, KOZHIKODE-673004










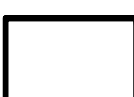


SL.No.	SECTION.No.	PROFILE	WT.RANGE KG/12'	REMARKS	
01	22005	 17x17x0.48	0.310-0.360	P3	XL
02	22006	 17x17x0.56	0.360-0.420	P3	L
03	22011	 19.05x19.05x0.85	0.600-0.700	P1	M
04	22020	 22X22X0.54	0.400-0.500	P3	XL
05	22040	 24x24x0.49	0.450-0.500	P2	XL
06	22041	 24x24x0.55	0.500-0.550	P2	L
07	22053	 25x25x0.95	0.900-0.970	P2	M
08	22072	 32X32X0.62	0.750-0.800	P3	XL
09	22073	 32x32x0.65	0.800-0.900	P3	L
10	22074	 32x32x0.73	0.900-1.000	P1	M



**CRYSTAL**  
ALUMINIUM PRODUCTS (P)LTD.  
1st FLOOR, MANIYATTUKUDI ASFA BUILDING, MAVOOR ROAD, KOZHIKODE-673004








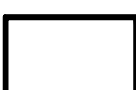




SL.No.	SECTION.No.	PROFILE	WT.RANGE KG/12'	REMARKS	
11	22074-H	 32x32x0.8	1.200-1.300	P3	H
12	22075	 35x35x0.90	1.200-1.300	P1	M
13	22076	 36x36x0.88	1.200-1.300	P2	M
14	22077	 38x38x1.00	1.450-1.550	P2	H
15	22078	 38x38x1.20	1.700-1.770	P1	H
16	22079	 38x38x1.50	2.150-2.220	P1	H
17	22080	 50x50x1.50	2.850-2.950	P1	H
18	22202	 20x10x0.81	0.450-0.500	P3	L
19	22203	 20x10x0.85	0.500-0.550	P3	M
20	22208	 36x24x0.52	0.600-0.700	P3	XL



**CRYSTAL**  
ALUMINIUM PRODUCTS (P)LTD.  
1st FLOOR, MANIYATTUKUDI ASFA BUILDING, MAVOOR ROAD, KOZHIKODE-673004













SL.No.	SECTION.No.	PROFILE	WT.RANGE KG/12'	REMARKS	
21	22209	 36x24x0.60	0.700-0.800	P3	L
22	22210	 36x24x0.70	0.800-0.900	P1	M
23	22211	 36x24x0.80	0.900-0.950	P1	M
24	22212	 36x24x0.83	0.950-1.000	P1	M
25	22213	 36x24x0.87	1.000-1.200	P1	H
26	22230	 38.1x25.4x0.78	0.950-1.000	P3	M
27	22231	 38.1x25.4x0.83	1.000-1.100	P1	M
28	22232	 38.1x25.4x0.91	1.100-1.200	P1	M
29	22233	 38.1x25.4x1.00	1.200-1.300	P1	H
30	22234	 38.1x25.4x1.10	1.300-1.400	P1	H



**CRYSTAL**  
ALUMINIUM PRODUCTS (P)LTD.  
1st FLOOR, MANIYATTUKUDI ASFA BUILDING, MAVOOR ROAD, KOZHIKODE-673004













SL.No.	SECTION.No.	PROFILE	WT.RANGE KG/12'	REMARKS	
31	22250	 48x24x0.58	0.800-0.900	P2	XL
32	22251	 48x24x0.65	0.900-1.000	P2	L
33	22252	 48x24x0.73	1.000-1.100	P2	M
34	22253	 48x24x0.87	1.200-1.400	P2	H
35	22254	 50.8x25.4x0.96	1.400-1.600	P2	M
36	22255	 50.8x25.4x1.20	1.700-1.900	P1	H
37	22256	 50.8x25.4x1.40	1.900-2.100	P1	H
38	22257	 50.8x25.4x1.50	2.100-2.300	P1	H
39	22276	 63.5x38.1x0.87	1.700-1.800	P2	L
40	22277	 63.5x38.1x0.92	1.800-2.000	P2	L



**CRYSTAL**  
ALUMINIUM PRODUCTS (P)LTD.  
1st FLOOR, MANIYATTUKUDI ASFA BUILDING, MAVOOR ROAD, KOZHIKODE-673004






SL.No.	SECTION.No.	PROFILE	WT.RANGE KG/12'	REMARKS	
41	22278	 63.5x38.1x1.00	2.000-2.200	P1	M
42	22279	 63.5x38.1x1.20	2.300-2.500	P1	H
43	22280	 63.5x38.1x1.33	2.650-2.800	P1	H
44	22281	 63.5x38.1x1.92	3.700-3.900	P1	H
45	22297	 101.6x44.45x1.20	3.400-3.600	P1	H
46	22298	 101.6x44.45x1.42	4.000-4.300	P1	H
47	22401	 80.5X15.4X0.76	1.400-1.500	P2	L
48	22501	 99.5X15X0.72	1.600-1.700	P2	L
49	22719	 ø24x22.68x0.66	0.360-0.420	P2	XL
50	22720	 ø24.8x23.6x0.6	0.350-0.400	P2	XL



**CRYSTAL**  
ALUMINIUM PRODUCTS (P)LTD.  
1st FLOOR, MANIYATTUKUDI ASFA BUILDING, MAVOOR ROAD, KOZHIKODE-673004




SL.No.	SECTION.No.	PROFILE	WT.RANGE KG/12'	REMARKS	
51	22721	 Ø24.8x23.5x0.65	0.400-0.500	P2	L
52	22725	 Ø25x20.60x2.2	1.200-1.400	P1	H
53	22800	 Ø18.8x16x1.4	0.700-0.800	P2	H
54					
55					
56					
57					
58					
59					
60					



**CRYSTAL**  
ALUMINIUM PRODUCTS (P)LTD.  
1st FLOOR, MANIYATTUKUDI ASFA BUILDING, MAVOOR ROAD, KOZHIKODE-673004



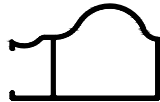


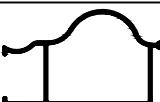






# 30000 SERIES





**CRYSTAL**  
ALUMINIUM PRODUCTS (P)LTD.  
1st FLOOR, MANIYATTUKUDI ASFA BUILDING, MAVOOR ROAD, KOZHIKODE-673004







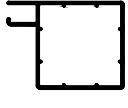
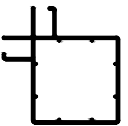
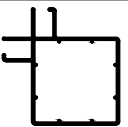
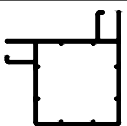


SL.No.	SECTION.No.	PROFILE	WT.RANGE KG/12'	REMARKS	
01	33000	 36x23x0.60 3mm lip	0.700-0.750	P2	XL
02	33001	 36x23x0.67 3mm lip	0.750-0.850	P2	L
03	33002	 36x23x0.73 3mm lip	0.850-0.950	P1	M
04	33003	 36x23x0.83 3mm lip	0.950-1.000	P1	M
05	33009	 36x23x0.60 5mm lip	0.700-0.750	P3	XL
06	33010	 36x23x0.66 5mm lip	0.750-0.800	P3	L
07	33011	 36x23x0.69 5mm lip	0.800-0.900	P1	M
08	33012	 36x23x0.79 5mm lip	0.900-1.000	P1	M
09	33013	 36x23x0.90 5mm lip	1.000-1.100	P1	M
10	33014	 36x23x0.98 5mm lip	1.100-1.200	P1	M



**CRYSTAL**  
ALUMINIUM PRODUCTS (P)LTD.  
1st FLOOR, MANIYATTUKUDI ASFA BUILDING, MAVOOR ROAD, KOZHIKODE-673004


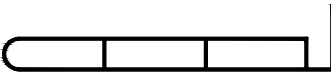










SL.No.	SECTION.No.	PROFILE	WT.RANGE KG/12'	REMARKS	
11	33018	 10mm lip 46.5x23.4x0.60	0.750-0.850	P2	L
12	33020	 10mm lip 46.5x23.4x0.75	0.900-0.950	P1	M
13	33029	 49.4x21x0.68	1.000-1.100	P2	L
14	33030	 49.4x21x0.76	1.100-1.200	P1	M
15	33040	 41.9x23x5.9	0.900-1.100	P1	M
16	33048	 27.15X22.5X0.55	0.500-0.600	P2	XL
17	33051	 25.4x25.4x0.80	0.900-1.100	P1	L
18	33052	 25.4x25.4x0.80	1.000-1.200	P1	L
19	33052-H	 25.4x25.4x0.90	1.200-1.300	P1	H
20	33053	 25.4x25.4x0.80	1.000-1.200	P1	L



**CRYSTAL**  
ALUMINIUM PRODUCTS (P)LTD.  
1st FLOOR, MANIYATTUKUDI ASFA BUILDING, MAVOOR ROAD, KOZHIKODE-673004










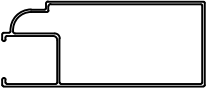


SECTION.No.	PROFILE	WT.RANGE KG/12'	REMARKS
21	 84x20x1.00	2.200-2.400	P1 H
22	 100x20x0.70	1.650-1.850	P2 L
23	 43.5x19.5x0.90	1.200-1.300	P1 M
24	 42x21.45x0.60	0.900-1.000	P3 XL
25	 42x21.45x0.70	1.000-1.150	P2 L
26	 42x21.5x0.63	0.860-0.980	P3 L
27	 42x21.5x0.70	0.980-1.150	P2 M
28	 42x21.5x0.90	1.150-1.400	P1 M
29	 55x20x0.60	0.950-1.050	P2 XL
30	 55x20x0.69	1.050-1.150	P2 L



**CRYSTAL**  
ALUMINIUM PRODUCTS (P)LTD.  
1st FLOOR, MANIYATTUKUDI ASFA BUILDING, MAVOOR ROAD, KOZHIKODE-673004













SL.No.	SECTION.No.	PROFILE	WT.RANGE KG/12'	REMARKS	
31	33085	 54.2x20.5x0.80	1.200-1.300	P1	M
32	33087	 68X25.5X0.64	1.200-1.300	P2	L
33	33088	 68x25x0.70	1.300-1.400	P2	M
34	33090	 63X25X0.7	1.300-1.400	P2	M
35	33092	 50x20x0.64	0.950-1.050	P2	XL
36	33093	 50x20x0.71	1.050-1.150	P2	L
37	33101	 50.8X18X0.94	1.400-1.500	P2	L
38	33111	 60x20x0.67	1.050-1.200	P2	L
39	33121	 54x20.5x0.6	0.900-1.050	P2	L
40	33131	 49x20.5x0.6	0.850-1.00	P2	L



**CRYSTAL**  
ALUMINIUM PRODUCTS (P)LTD.  
1st FLOOR, MANIYATTUKUDI ASFA BUILDING, MAVOOR ROAD, KOZHIKODE-673004




SL.No.	SECTION.No.	PROFILE	WT.RANGE KG/12'	REMARKS
41	33202	 66x32.5x0.61	1.100-1.200	P2 XL
42	33203	 66x32.5x0.69	1.250-1.350	P2 L
43	33204	 66x32.5x0.75	1.350-1.400	P2 M
44	33213	 43.5x39.5x0.82	1.050-1.150	P2 L
45	33223	 60.2x47.2x0.60	1.100-1.300	P2 L
46	33305	 25x13x1.03	0.600-0.700	P1 M
47	33306	 25x13x1.07	0.700-0.800	P1 H
48	33307	 25x13x1.33	0.800-0.900	P1 H
49	33308	 25x13x1.50	0.900-1.000	P1 H
50	33320	 46.6X16.3x1.20	1.300-1.400	P2 H



**CRYSTAL**  
ALUMINIUM PRODUCTS (P)LTD.  
1st FLOOR, MANIYATTUKUDI ASFA BUILDING, MAVOOR ROAD, KOZHIKODE-673004




SL.No.	SECTION.No.	PROFILE	WT.RANGE KG/12'	REMARKS	
51	33330	 21.2X9.7X0.7	0.450-0.550	P3	M
52					
53					
54					
55					
56					
57					
58					
59					
60					



**CRYSTAL**  
ALUMINIUM PRODUCTS (P)LTD.  
1st FLOOR, MANIYATTUKUDI ASFA BUILDING, MAVOOR ROAD, KOZHIKODE-673004



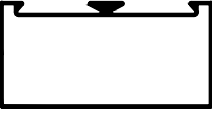
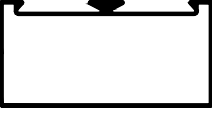

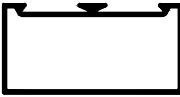

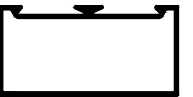



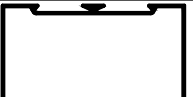
# 40000 SERIES





**CRYSTAL**  
ALUMINIUM PRODUCTS (P)LTD.  
1st FLOOR, MANIYATTUKUDI ASFA BUILDING, MAVOOR ROAD, KOZHIKODE-673004


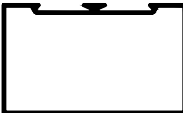







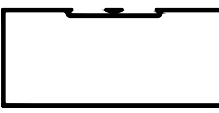


SL.No.	SECTION.No.	PROFILE	WT.RANGE KG/12'	REMARKS
01	44001	 48x24x0.58	1.000-1.100	P2 XL
02	44002	 48x24x0.68	1.100-1.250	P2 L
03	44003	 50.8x25.4x0.60	1.200-1.300	P2 L
04	44004	 50.8x25.4x0.69	1.300-1.400	P2 M
05	44005	 50.8x25.4x0.82	1.400-1.500	P2 H
06	44006	 50.8x25.4x1.00	1.500-1.650	P2 H
07	44007	 50.8x25.4x1.00	1.650-1.750	P2 H
08	44009	 63.5x38.1x0.70	1.500-1.600	P2 XL
09	44010	 63.5x38.1x0.80	1.600-1.700	P2 XL
10	44011	 63.5x38.1x0.90	1.700-1.900	P1 L



**CRYSTAL**  
ALUMINIUM PRODUCTS (P)LTD.  
1st FLOOR, MANIYATTUKUDI ASFA BUILDING, MAVOOR ROAD, KOZHIKODE-673004


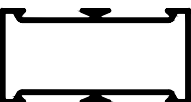
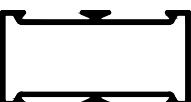
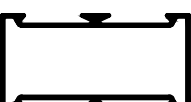
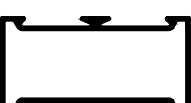
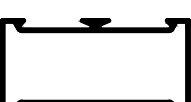
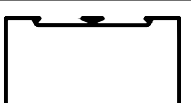
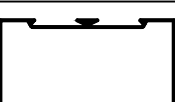
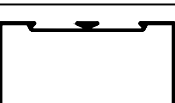
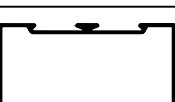


SL.No.	SECTION.No.	PROFILE	WT.RANGE KG/12'	REMARKS	
11	44012	 63.5x38.1x0.90	1.900-2.100	P1	M
12	44013	 63.5x38.1x1.00	2.100-2.300	P1	M
13	44014	 63.5x38.1x1.10	2.300-2.500	P1	H
14	44015	 63.5x38.1x1.20	2.500-2.700	P1	H
15	44016	 63.5x38.1x1.30	2.700-2.900	P1	H
16	44017	 63.5x38.1x1.50	3.100-3.300	P1	H
17	44018	 63.5x38.1x2.00	4.050-4.250	P1	H
18	44019	 63.5x38.1x2.50	5.000-5.200	P1	H
19	44031	 101.6x44.45x1.20	3.600-3.800	P1	H
20	44032	 101.6x44.45x1.50	4.400-4.600	P1	H



**CRYSTAL**  
ALUMINIUM PRODUCTS (P)LTD.  
1st FLOOR, MANIYATTUKUDI ASFA BUILDING, MAVOOR ROAD, KOZHIKODE-673004


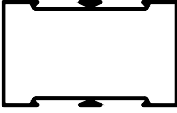
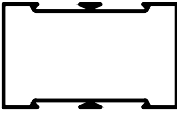
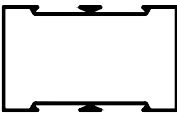
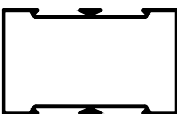
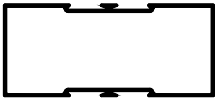
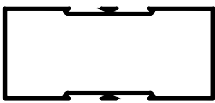
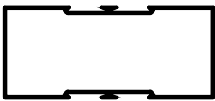




SL.No.	SECTION.No.	PROFILE	WT.RANGE KG/12'	REMARKS	
21	44033	 101.6x44.45x2.00	5.800-6.000	P1	H
22	44201	 48x24x0.47	1.050-1.100	P2	XL
23	44203	 50.8x25.4x0.55	1.200-1.400	P2	L
24	44204	 50.8x25.4x0.68	1.400-1.500	P2	M
25	44205	 50.8x25.4x1.00	1.850-1.950	P2	M
26	44206	 50.8x25.4x1.30	2.300-2.400	P2	H
27	44209	 63.5x38.1x0.55	1.550-1.650	P2	XL
28	44210	 63.5x38.1x0.63	1.650-1.750	P2	XL
29	44211	 63.5x38.1x0.70	1.750-1.850	P1	L
30	44212	 63.5x38.1x0.80	1.850-2.200	P1	M



**CRYSTAL**  
ALUMINIUM PRODUCTS (P)LTD.  
1st FLOOR, MANIYATTUKUDI ASFA BUILDING, MAVOOR ROAD, KOZHIKODE-673004



SL.No.	SECTION.No.	PROFILE	WT.RANGE KG/12'	REMARKS	
31	44213	 63.5x38.1x0.90	2.200-2.350	P1	H
32	44214	 63.5x38.1x1.00	2.350-2.550	P1	H
33	44215	 63.5x38.1x1.10	2.550-2.750	P1	H
34	44216	 63.5x38.1x1.20	2.750-2.950	P1	H
35	44220	 63.5x38.1x2.50	5.250-5.450	P1	H
36	44231	 101.6x44.45x1.19	3.800-4.000	P1	H
37	44232	 101.6x44.45x1.47	4.600-4.800	P1	H
38	44233	 101.6x44.45x1.47	6.000-6.200	P1	H
39	44302	 47.62x44.45x0.81	1.050-1.150 KG/7'	P1	M
40	44303	 47.62x44.45x1.00	1.150-1.250 KG/7'	P1	H



**CRYSTAL**  
ALUMINIUM PRODUCTS (P)LTD.  
1st FLOOR, MANIYATTUKUDI ASFA BUILDING, MAVOOR ROAD, KOZHIKODE-673004


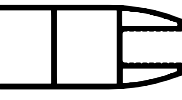

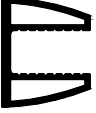

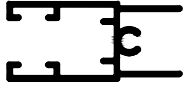
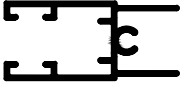
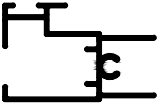
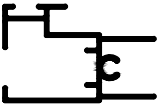



SL.No.	SECTION.No.	PROFILE	WT.RANGE KG/12'	REMARKS	
41	44304	 47.62x44.45x1.20	1.400-1.500 KG/7'	P1	H
42	44305	 50x44.45x1.50	1.700-1.900 KG/7'	P1	H
43	44345	 50x44.45x0.90	2.050-2.250	P1	H
44	44354	 50x44.45x1.00	2.000-2.350	P1	H
45	44401	 83x44.5x1.00	2.700-3.000	P1	M
46	44402	 83x44.5x1.13	3.000-3.500	P1	H
47	44409	 95.25x44.45x0.95	2.900-3.000	P1	M
48	44410	 95.25x44.45x1.04	3.000-3.200	P1	H
49	44411	 95.25x44.45x1.12	3.200-3.400	P1	H
50	44412	 95.25x44.45x1.66	4.600-4.750	P1	H



**CRYSTAL**  
ALUMINIUM PRODUCTS (P)LTD.  
1st FLOOR, MANIYATTUKUDI ASFA BUILDING, MAVOOR ROAD, KOZHIKODE-673004



SL.No.	SECTION.No.	PROFILE	WT.RANGE KG/12'	REMARKS
51	44413	 95.25x44.45x1.93	5.300-5.500	P1 H
52	44422	 88x40x1.52	4.500-5.000	P1 H
53	44423	 88x40x1.66	5.000-5.400	P1 H
54	44430	 32x39.9x1.81	3.250-3.450	P1 M
55	44502	 31.6x14.3x0.82	0.750-0.800	P1 L
56	44503	 31.6x14.3x0.82	0.800-0.900	P1 L
57	44504	 31.6x14.3x0.86	0.900-1.000	P1 M
58	44509	 31.6x20.2x0.75	0.800-0.900	P1 L
59	44510	 31.6x20.2x0.80	0.900-1.000	P1 M
60	44520	 37.5x15x0.97	1.100-1.200	P2 M



**CRYSTAL**  
ALUMINIUM PRODUCTS (P)LTD.  
1st FLOOR, MANIYATTUKUDI ASFA BUILDING, MAVOOR ROAD, KOZHIKODE-673004

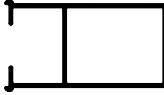
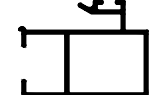
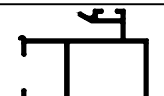
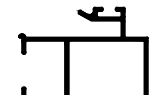
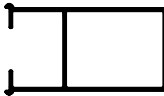
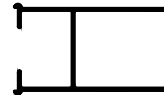
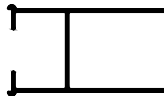
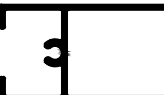

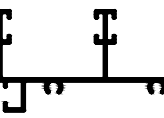


SL.No.	SECTION.No.	PROFILE	WT.RANGE KG/12'	REMARKS	
61	44525	 37.5x20.5x0.85	1.100-1.200	P2	M
62	44552	 40x18x0.61	0.800-0.900	P2	XL
63	44553	 40x18x0.70	0.900-1.000	P2	M
64	44562	 40x18x0.61	0.800-0.900	P2	XL
65	44572	 40x26.34x0.70	1.150-1.350	P2	L
66	44601	 39x20x0.60	0.750-0.800	P2	XL
67	44602	 39x20x0.65	0.800-0.900	P2	L
68	44604	 39x20x0.73	0.900-1.000	P1	M
69	44605	 39x20x1.00	1.200-1.300	P1	H
70	44606	 39x20x1.20	1.400-1.500	P1	H



**CRYSTAL**  
ALUMINIUM PRODUCTS (P)LTD.  
1st FLOOR, MANIYATTUKUDI ASFA BUILDING, MAVOOR ROAD, KOZHIKODE-673004



SL.No.	SECTION.No.	PROFILE	WT.RANGE KG/12'	REMARKS	
71	44607	 39x20x1.50	1.750-1.850	P1	H
72	44610	 39x20x1.00	1.500-1.600	P1	H
73	44611	 39x20x1.20	1.750-1.850	P1	H
74	44612	 39x20x1.50	2.100-2.200	P1	H
75	44615	 46x20x0.65	0.900-1.000	P1	L
76	44616	 46x20x0.74	1.000-1.100	P1	M
77	44617	 46x20x0.80	1.100-1.200	P1	M
78	44619	 41x20x1.10	1.250-1.450	P1	M
79	44620	 41x20x1.40	1.550-1.750	P1	M
80	44621	 62x29.5x1.00	2.000-2.300	P1	H



**CRYSTAL**  
ALUMINIUM PRODUCTS (P)LTD.  
1st FLOOR, MANIYATTUKUDI ASFA BUILDING, MAVOOR ROAD, KOZHIKODE-673004

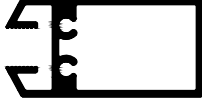
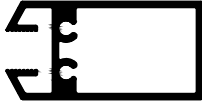
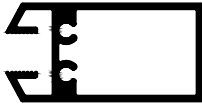
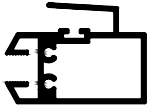
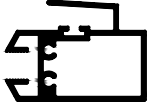
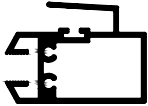
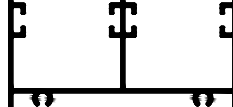
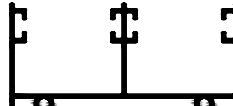

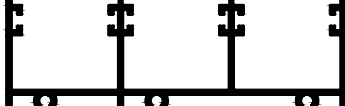


SL.No.	SECTION.No.	PROFILE	WT.RANGE KG/12'	REMARKS
81	44622	 62x29.5x1.20	2.300-2.500	P1 H
82	44623	 62x29.5x1.50	2.700-2.800	P1 H
83	44624	 62x29.5x1.50	2.800-3.000	P1 H
84	44632	 62x29.5x1.00	2.200-2.300	P1 H
85	44633	 62x29.5x1.20	2.600-2.800	P1 H
86	44634	 62x29.5x1.50	3.000-3.200	P1 H
87	44642	 92x29.5x1.00	3.150-3.350	P1 H
88	44643	 92x29.5x1.20	3.550-3.750	P1 H
89	44651	 92x29.5x1.00	2.750-2.950	P1 H
90	44652	 92x29.5x1.20	3.100-3.300	P1 H



**CRYSTAL**  
ALUMINIUM PRODUCTS (P)LTD.  
1st FLOOR, MANIYATTUKUDI ASFA BUILDING, MAVOOR ROAD, KOZHIKODE-673004



SL.No.	SECTION.No.	PROFILE	WT.RANGE KG/12'	REMARKS	
91	44703	 50.8x25.4x1.20	2.500-2.700	P1	M
92	44704	 50.8x25.4x1.50	2.900-3.100	P1	M
93	44705	 50.8x25.4x2.00	3.550-3.750	P1	H
94	44710	 50.8x25.4x1.20	3.100-3.300	P1	M
95	44711	 50.8x25.4x1.50	3.600-3.800	P1	H
96	44712	 50.8x25.4x2.00	4.400-4.600	P1	H
97	44719	 82.8x44x1.50	4.050-4.250	P1	M
98	44720	 82.8x44x2.00	5.250-5.450	P1	H
99	44722	 123.2x44x1.50	5.700-5.900	P1	H
100	44723	 123.2x44x2.00	7.400-7.600	P1	H



**CRYSTAL**  
ALUMINIUM PRODUCTS (P)LTD.  
1st FLOOR, MANIYATTUKUDI ASFA BUILDING, MAVOOR ROAD, KOZHIKODE-673004

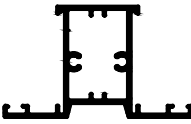
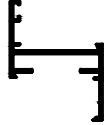
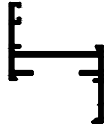
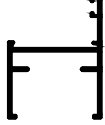
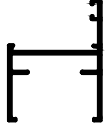


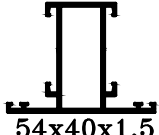
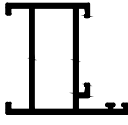
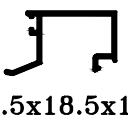


SL.No.	SECTION.No.	PROFILE	WT.RANGE KG/12'	REMARKS
101	44725	 92.6x32x1.50	5.300-5.500	P1 M
102	44726	 92.6x32x2.00	6.350-6.550	P1 H
103	44727	 133x32x1.50	7.750-7.950	P1 H
104	44728	 133x32x2.00	9.250-9.450	P1 H
105	44730	 69x25.4x1.50	3.200-3.400	P2 M
106	44731	 69x25.4x2.00	4.000-4.400	P1 H
107	44751	 45.2x35x0.80	1.300-1.500	P2 M
108	44755	 62x31.5x0.80	1.500-1.700	P2 M
109	44760	 62x31.5x0.70	1.600-1.800	P2 M
110	44803	 57x34x1.30	2.450-2.650	P1 H



**CRYSTAL**  
ALUMINIUM PRODUCTS (P)LTD.  
1st FLOOR, MANIYATTUKUDI ASFA BUILDING, MAVOOR ROAD, KOZHIKODE-673004







SL.No.	SECTION.No.	PROFILE	WT.RANGE KG/12'	REMARKS
111	44804	 57x34x1.50	2.650-2.850	P1 H
112	44809	 43.5x34x1.30	1.500-1.700	P1 H
113	44810	 43.5x34x1.50	1.700-1.900	P1 H
114	44814	 44x34x1.30	1.600-1.800	P1 H
115	44815	 44x34x1.50	1.800-2.000	P1 H
116	44820	 31.5x17.4x0.80	0.500-0.550	P1 M
117	44821	 31.5x17.4x0.90	0.550-0.590	P1 M
118	44900	 54x40x1.5	2.700-2.900	P2 H
119	44901	 40X40X1.5	2.400-2.600	P2 H
120	44902	 32.5x18.5x1.2	0.900-1.100	P2 M



**CRYSTAL**  
ALUMINIUM PRODUCTS (P)LTD.  
1st FLOOR, MANIYATTUKUDI ASFA BUILDING, MAVOOR ROAD, KOZHIKODE-673004



SL.No.	SECTION.No.	PROFILE	WT.RANGE KG/12'	REMARKS	
121	44920	 18.75x17.23x0.38	0.180-0.220	P2	XL
122	44921	 18.75x17.23x0.42	0.230-0.270	P2	L
123	44930	 19X17.3X0.58	0.400-0.500	P2	L
124	44940	 44.45X3.07X0.45	0.450-0.500	P2	XL
125					
126					
127					
128					
129					
130					



**CRYSTAL**  
ALUMINIUM PRODUCTS (P)LTD.  
1st FLOOR, MANIYATTUKUDI ASFA BUILDING, MAVOOR ROAD, KOZHIKODE-673004



# 50000 SERIES





**CRYSTAL**  
ALUMINIUM PRODUCTS (P)LTD.  
1st FLOOR, MANIYATTUKUDI ASFA BUILDING, MAVOOR ROAD, KOZHIKODE-673004



SL.No.	SECTION.No.	PROFILE	WT.RANGE KG/12'	REMARKS	
01	55006	 64x58x1.30	3.500-3.600	P1	H
02	55007	 64x58x1.50	3.900-4.000	P1	H
03	55008	 64x58x1.70	4.550-4.650	P1	H
04	55009	 64x58x2.00	5.200-5.300	P1	H
05	55019	 63x28.5x0.83	1.700-1.900	P1	L
06	55020	 63x28.5x1.00	1.900-2.000	P1	M
07	55021	 63x28.5x1.05	2.000-2.100	P1	H
08	55022	 63x28.5x1.10	2.200-2.400	P1	H
09	55530	 65x30.6x1.80	2.100-2.300	P1	H
10	55536	 65x30.4x2.40	2.800-3.000	P1	H



**CRYSTAL**  
ALUMINIUM PRODUCTS (P)LTD.  
1st FLOOR, MANIYATTUKUDI ASFA BUILDING, MAVOOR ROAD, KOZHIKODE-673004













SL.No.	SECTION.No.	PROFILE	WT.RANGE KG/12'	REMARKS
11	55540	 65x30.3x2.85	3.200-3.400	P1 H
12	55547	 67x16x2.70	2.000-2.200	P1 H
13	55553	 76.5x24.5x1.40	1.600-1.800	P1 H
14	55558	 80.1x29.7x1.40	1.700-1.900	P1 H
15	55563	 56x22x1.30	1.200-1.400	P1 H
16	55568	 52x31x1.10	1.200-1.400	P1 H
17	55573	 103.5x31x1.10	2.600-2.800	P1 H
18	55578	 108.5x31x1.10	2.200-2.400	P1 H
19	55600	 124.5x26x1.50	3.050-3.250	P1 H
20	55601	 127.2x26x1.50	3.050-3.250	P1 H



**CRYSTAL**  
ALUMINIUM PRODUCTS (P)LTD.  
1st FLOOR, MANIYATTUKUDI ASPA BUILDING, MAVOOR ROAD, KOZHIKODE-673004







SL.No.	SECTION.No.	PROFILE	WT.RANGE KG/12'	REMARKS
21	55602	 179x20x1.00	3.700-3.900	P1 H
22	55611	 57.5x24x1.14	1.100-1.300	P1 H
23	55612	 57.5x24x1.40	1.300-1.500	P1 H
24	55615	 53.2x31x1.14	1.150-1.350	P1 H
25	55616	 53.2x31x1.40	1.400-1.600	P1 H
26	55620	 79.7x35x1.10	1.850-2.050	P1 H
27	55625	 125x46.7x1.40	3.650-3.850	P1 H
28	55626	 125.5x45.5x1.30	3.150-3.350	P1 H
29	55630	 114x57x1.40	4.550-4.750	P1 H
30	55631	 115.8x45.5x1.30	3.550-3.750	P1 H



**CRYSTAL**  
ALUMINIUM PRODUCTS (P)LTD.  
1st FLOOR, MANIYATTUKUDI ASFA BUILDING, MAVOOR ROAD, KOZHIKODE-673004



SL.No.	SECTION.No.	PROFILE	WT.RANGE KG/12'	REMARKS
31	55635	 76.8X24.9X1.4	2.050-2.250	P1 H
32	55640	 76.8X20.13X1.4	1.600-1.800	P1 H
33	55645	 80X38.5X1.15	1.900-2.100	P1 H
34	55646	 133.2X32X1.5	3.900-4.100	P1 H
35				
36				
37				
38				
39				
40				



**CRYSTAL**  
ALUMINIUM PRODUCTS (P)LTD.  
1st FLOOR, MANIYATTUKUDI ASFA BUILDING, MAVOOR ROAD, KOZHIKODE-673004



# 60000 SERIES





**CRYSTAL**  
ALUMINIUM PRODUCTS (P)LTD.  
1st FLOOR, MANIYATTUKUDI ASFA BUILDING, MAVOOR ROAD, KOZHIKODE-673004



SL.No.	SECTION.No.	PROFILE	WT.RANGE KG/12'	REMARKS
01	66000	 23.2x7.7x0.82	0.300-0.400	P2 M
02	66001	 51.6X51.6X2.26	5.400-5.500	P1 H
03	66005	 78.5x58x1.3	3.500-3.600	P1 H
04	66010	 75x30.5x1.00	2.200-2.400	P1 H
05	66015	 63.1x19.2x1.00	1.700-1.900	P2 H
06	66021	 35x11x1.00	0.750-0.850	P2 H
07	66022	 100x38.5x1.14	3.400-3.600	P1 H
08	66023	 93x33.2x1.27	3.00-3.200	P1 H
09	66024	 15x13.8x1.00	0.440-0.640	P2 M
10	66025	 82x25.47x0.83	1.850-2.050	P1 H



**CRYSTAL**  
ALUMINIUM PRODUCTS (P)LTD.  
1st FLOOR, MANIYATTUKUDI ASFA BUILDING, MAVOOR ROAD, KOZHIKODE-673004



SL.No.	SECTION.No.	PROFILE	WT.RANGE KG/12'	REMARKS
11	66026	 70x25x0.75	1.550-1.750	P1 H
12	66027	 70x40.5x1.00	2.480-2.680	P1 H
13	66028	 63x50x1.00	2.620-2.820	P1 H
14	66029	 40x27x1.15	0.800-1.000	P1 M
15	66030	 45.1x45x1.2	2.600-2.800	P2 H
16	66031	 65x27.4x1.4	2.950-3.100	P2 H
17	66032	 38.5x28.4x1.3	1.100-1.200	P2 H
18	66033	 50x32x1.2	2.00-2.200	P2 H
19	66034	 50.4X20.5x1.00	1.300-1.500	P2 M
20	66035	 75X15x1.35	1.950-2.050	P2 H



**CRYSTAL**  
ALUMINIUM PRODUCTS (P)LTD.  
1st FLOOR, MANIYATTUKUDI ASPA BUILDING, MAVOOR ROAD, KOZHIKODE-673004



SL.No.	SECTION.No.	PROFILE	WT.RANGE KG/12'	REMARKS
21	66036	 79.9X45X1.09	3.900-4.100	P1 H
22	66037	 72X21.5X0.09	2.10-2.300	P2 H
23	66038	 89.5X6X0.6	1.15-1.25	P2 M
24	66039	 65X27.4X1.05	2.60-2.70	P2 H
25	66040	 52.5X45X1.4	2.75-2.90	P2 H
26	66041	 45X12X1.5	1.00-1.15	P2 H
27	66042	 43.45X9.5X2	1.55-1.70	P2 H
28	66043	 9.30x6.9x1.1	0.280-0.400	P3 L
29	66044	 54X40x1.36	2.450-2.550	P2 M
30	66045	 40X44x1.36	2.400-2.600	P2 M




**CRYSTAL**

ALUMINIUM PRODUCTS (P)LTD.

1st FLOOR, MANIYATTUKUDI ASFA BUILDING, MAVOOR ROAD, KOZHIKODE-673004




SL.No.	SECTION.No.	PROFILE	WT.RANGE KG/12'	REMARKS	
31	66046	 32.5X17.45X1.2	0.850-1.00	P2	M
32	66047				
33	66048				
34	66049				
35	66050				
36					
37					
38					
39					
40					



**CRYSTAL**  
ALUMINIUM PRODUCTS (P)LTD.  
1st FLOOR, MANYATTUKUDI ASFA BUILDING, MAVOOR ROAD, KOZHIKODE-673004



# 70000 SERIES



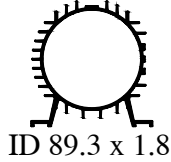
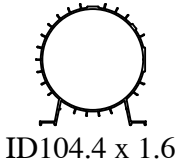


**CRYSTAL**

ALUMINIUM PRODUCTS (P)LTD.

1st FLOOR, MANIYATTUKUDI ASFA BUILDING, MAVOOR ROAD, KOZHIKODE-673004



SL.No.	SECTION.No.	PROFILE	WT.RANGE KG/12'	REMARKS	
01	77000	 ID 89.3 x 1.8	2.90-3.100 Kg/M	P1	H
02	77001	 ID104.4 x 1.6	2.200-2.400 Kg/M	P1	H
03	77002				
04	77003				
05					
06					
07					
08					
09					
10					